



# 2020 First Month of School Survey Report



---

# Contents

1

Demographic

2

Academic Modality

3

Needed support



## **Our Vision**

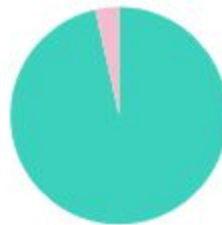
The First month of school survey was sent out on September 24th, and closed on October 5th. We brought in about 170 responses total. In this report, we have compiled all of our findings from the survey.



# Demographic

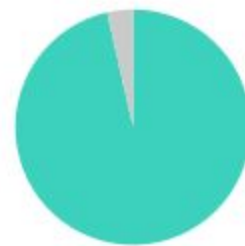
Our primary respondents are undergraduates who are entering their fourth year of study. Majority of respondents reside in California, outside of Monterey County. The College of Science has the most representation in this survey.

### Undergraduate vs Graduates



Undergraduate Graduate

### Full-time vs Part-time



Full-time Part-time

## Further demographic breakdown

### Undergraduate Year



First year  
Second year  
Third year  
Fourth Year  
5th year or above

### Graduate Year



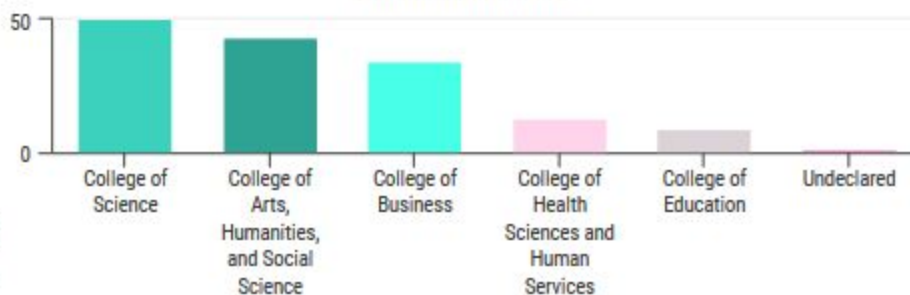
First year  
Second year

### Location of Students



Monterey county  
California area  
Out of State  
Abroad

### Major Department





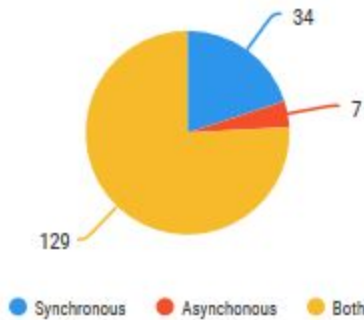
# Academic Modality



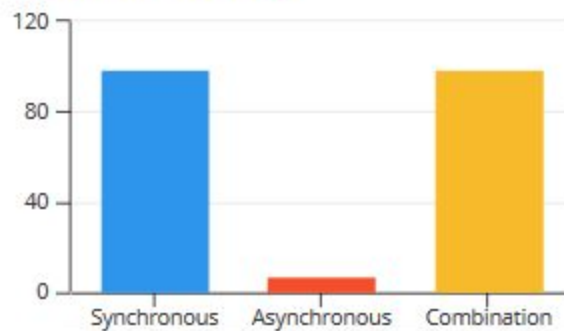
## Synchronous vs Asynchronous

We asked students how their classes were being conducted (synchronous or asynchronous) and which modality did they prefer. The majority preferred a combination of both.

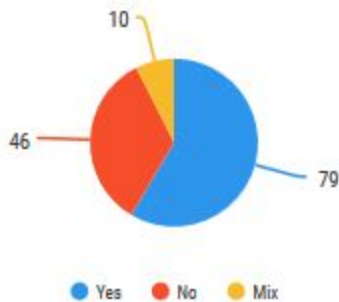
Current Class Modality



Preferred modality



Ability to take breaks between classes



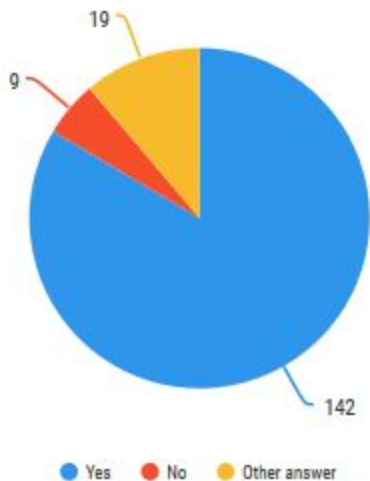
Combination	
Being able to have virtual meetings along with asynchronous work is the closest feeling to being in person	
Mixture allows interaction but helps avoid zoom burnout	

Pro: Asynchronous	Con: Asynchronous
Being able to work on my own time is helpful to my learning	Lack of engagement and sense of belonging in the classroom
More flexibility in schedule	Lack of communication from asynchronous professors
Easier to balance school/work/life balance	Harder to be held accountable for work/ more forgetful of due work

Pro: Synchronous	Con: Synchronous
Feeling more engaged with the material with synchronous learning	Professors don't know how to engage in virtual sessions.
Great for classes that need further detail in their assignments	Lack of alternate materials to study from other than synchronous lecture
Helps maintain a routine/tighter schedule	Can be harder to manage work/school/life balance with fixed meeting times

# Technology Requirement

Were you able to meet the Technology Requirement?



## Common other responses

Yes but barely

Yes but have unstable internet

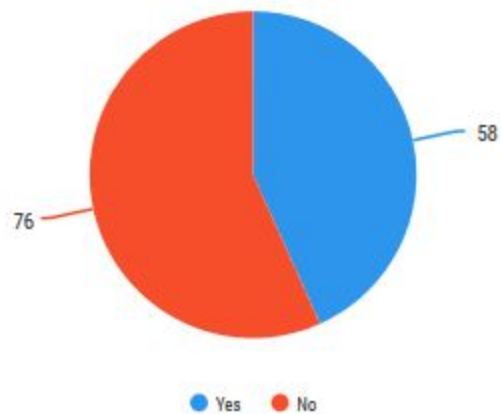
No I have a chromebook

Yes but hurt myself financially to do so

My computer meets the requirement for some classes but not others

# Impact from Wildfires

Were you impacted by the wildfires?



## Impacted how?

Air quality impacted my health or health of a family member

Air quality impacted my ability to conduct my daily life

Air quality impacted my ability to complete my school work or attend my job

Power outages impacted my ability to do work or school work

Had to evacuate my home

Helped house people who had to evacuate





# Support Resources



## About this section

### Support Resources that have helped



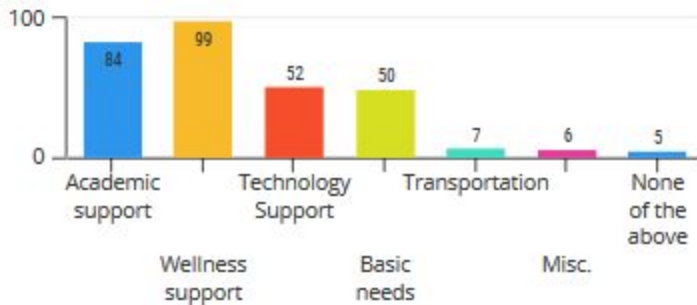
We asked students what resources have helped them this semester as well as what areas of support do they need the most help in.

We have listed the specific responses to helpful resources in the word bubble on the left and below I created a graph that shows what areas of support students need.

When asked about what resources have helped, many students responded with the learning site they use for class (Canvas vs iLearn) and the conflicting opinions between which site was better.

We did not ask about which learning site was better but thought that the responses debating this held some significance to be captured with our data.

### Needed Areas of Support



The chart above shows the responses to the question about what campus support services students need the most right now. The number one response was **wellness support**, with many comments stating that they needed mental health services. The second highest response was **academic support**, with many students citing their personal struggles with classes and professors. The third highest response was **basic needs**, with many students mentioning their struggles with being able to take care of themselves.

### Canvas vs iLearn

In the chart below, we have listed some responses that cited either preference of iLearn over canvas or vice versa.

**This is not representative of student feelings on the matter but we felt this was significant enough to show.**

Canvas 25	iLearn 22
Canvas has been better and more organized than iLearn so far	iLearn is good to keep track of everything
Canvas. iLearn is too confusing and it's difficult when some professors use either or both	iLearn, I do not like Canvas